

Not once, but **twice the space saving!**

Do you not only want to save space during use, but also before and after? Then choose one of our collapsible column carts: the solution for catering companies, space challenged businesses and rental. These models can be easily folded after use and hang on the wall or put in a corner for storage. This gives you maximum enjoyment of your PlateMate in a minimal space.

The collapsible PlateMate is maintenance-free, made of durable stainless steel tubing and equipped with sturdy casters (two with brakes). It comes in four different sizes: for 48, 60, 78 or 84 plates. They can be used in any situation.

Unique PlateMate solution




High quality cover



Stainless steel castors



Collapsible trolley specifications




135 TR 84 Collapsible Trolley

Product code:	PM 84 Collapsible
Capacity:	84 plates
Maximum plate size:	38 cm
Total height:	189 cm
Frame:	100% stainless steel
Dimensions:	189x48x48 cm
Total weight:	23,6 kg



140 TR 78 Collapsible Trolley

Product code:	PM 78 Collapsible
Capacity:	78 plates
Maximum plate size:	38 cm
Total height:	179 cm
Frame:	100% stainless steel
Dimensions:	179x48x48 cm
Total weight:	20 kg



145 TR 60 Collapsible Trolley

Product code:	PM 60 Collapsible
Capacity:	60 plates
Maximum plate size:	38 cm
Total height:	168 cm
Frame:	100% stainless steel
Dimensions:	168x48x48 cm
Total weight:	19,6 kg



155 TR 48 Collapsible Trolley


Product code:	PM 48 Collapsible
Capacity:	48 plates
Maximum plate size:	38 cm
Total height:	147 cm
Frame:	100% stainless steel
Dimensions:	147x48x48 cm
Total weight:	16 kg

PlateMate 84, el carro estándar

La pieza básica de nuestra colección es el carro PlateMate 84. Un carro muy solicitado para su uso en restaurantes, cocinas industriales y barcos. Apile de forma sencilla y rápida 84 platos con platos preparados o semielaborados y, al mismo tiempo, ahorre el máximo espacio. Fácil de manejar por una sola persona, sin que un escalón o un umbral sean obstáculo. Se puede guardar perfectamente en cámaras o en armarios calientes para servir después, de forma sencilla, desde el mismo PlateMate. Un ahorro de tiempo y de dinero. ¡Una forma estupenda de facilitar el trabajo en la cocina!

125 TR 84 Standard trolley

Código de producto:	PM 84
Capacidad:	84 platos
Formato de plato máximo:	38 cm
Altura total:	186 cm
Bastidor:	100 % acero inoxidable
Dimensiones:	186 x 60 x 60 cm
Peso total:	23 kg



Solución exclusiva
PlateMate



Funda protectora
de alta calidad



Ruedas giratorias
de acero
inoxidable

Binnen zonder **bukken!**

Often, the entrance to a cooler or storeroom is just too low for a standard PlateMate (or any other mobile storage tower). Also in some spaces with low ceilings, a maximum height can play a role. For that reason, we have cleverly adapted the popular PlateMate 84 for use in slightly lower spaces. The trusted 84-column principle remains the same, but it is mounted lower in the frame, decreasing the height to under 180cm. So this particular type is not only a winner in terms of floor space, but also in height!

110 TR 84 Deep Trolley

Product code:	PM 84 Ike
Capacity:	84 plates
Maximum plate size:	38 cm
Total height:	180 cm
Frame:	100% stainless steel
Dimensions:	179x60x64 cm
Total weight:	23 kg



Unique PlateMate solution



High quality cover



Stainless steel castors

Place quality on the table!

For practical use on tables and buffets, Plate-Mate offers you a range of handy tabletop models. The series consists of four sizes: 12, 24, 36 or 48 plates. In terms of construction, components and quality, the table models are derived from their larger brothers. They also feature an elegant plastic pedestal (for 12 plates) or four solid adjustable feet (for 24 plates) that can deal with any unevenness in the surface.

The tabletop models have a hanging loop so you can hang them on a hook, for example in a cold room. Upon request, we can equip our table models with a handle and casters (with brakes), to allow easy manoeuvrability. And by means of a separately available wall mount, you can turn a tabletop model into a wall-mounted one; The Plate-Mate can still turn!

Optional wall bracket



Braked castors



Handle for transport


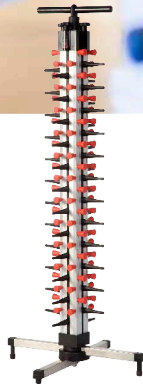



Table Model specifications



200 TM 48 Table Model

Product code:	TM 48
Capacity:	48 plates
Maximum plate size:	38 cm
Total height:	120 cm
Frame:	100% stainless steel
Dimensions:	114x36x36 cm
Total weight:	6,4 kg




210 TM 36 Table Model

Product code:	TM 36
Capacity:	36 plates
Maximum plate size:	38 cm
Total height:	100 cm
Frame:	100% stainless steel
Dimensions:	93x36x36 cm
Total weight:	5,2 kg



220 TM 24 Table Model

Product code:	TM 24
Capacity:	24 plates
Maximum plate size:	38 cm
Total height:	75 cm
Frame:	100% stainless steel
Dimensions:	73x36x36 cm
Total weight:	3,9 kg



230 TM 12 Table Model

Product code:	TM 12
Capacity:	12 plates
Maximum plate size:	38 cm
Total height:	56 cm
Frame:	100% stainless steel
Dimensions:	49x27x27 cm
Total weight:	3,8 kg

Twice as big, twice as useful

Do you want to be able to stack and move your plates in one easy action? Then the PlateMate Twin is ideal for you. This model consists of a single frame with two separate columns, which can rotate independently of each other and can hold plates up to 38 cm in diameter.

The PlateMate Twin is maintenance-free and equipped with sturdy casters (two with safe brakes). The frame is made of durable stainless steel, the two columns from aluminium and plastic. You can choose from three sizes: 96, 120 or 168 plates. Whichever PlateMate Twin suits you best, you are always getting the ultimate in convenience and efficiency.

Unique PlateMate solution




High quality cover



Stainless steel castors



Specifications Twin Trolley



180 TR 168 Twin Trolley

Product code:	PM 168 Twin
Capacity:	168 plates
Maximum plate size:	38 cm
Total height:	186 cm
Frame:	100% stainless steel
Dimensions:	186x120x60 cm
Total weight:	34 kg



170 TR 120 Twin Trolley

Product code:	PM 120 Twin
Capacity:	120 plates
Maximum plate size:	38 cm
Total height:	1.65 m
Frame:	100% stainless steel
Dimensions:	165x120x60 cm
Total weight:	28 kg




160 TR 96 Twin Trolley

Product code:	PM 96 Twin
Capacity:	96 plates
Maximum plate size:	38 cm
Total height:	1.44 m
Frame:	100% stainless steel
Dimensions:	144x120x60 cm
Total weight:	26 kg

On the wall and **out of the way!**

Do you have a (very) small kitchen and therefore very limited space? Then the compact wall-mounted PlateMate could be just what you need. It comes in six sizes: for 6, 9, 12, 18, 21 or 48 plates. It will fit somewhere in your kitchen.

The wall models can be mounted fixed to the wall, or hung 'loose' on a separate wall bracket. In that case, you can use them both on the wall and on the table. The PlateMate can therefore be used in cafeterias, buffets and for rapid deployment of plates. They are so compact, that the 'loose' variant can even be cleaned in the dishwasher!



Swing Arm for wall mounting




Clip for relocation



Unique adjustable system





300 WM 48 Wall Model

Product code:	WM 48
Capacity:	48 plates
Maximum plate size:	38 cm
Total height:	120 cm
Frame:	100% stainless steel
Dimensions:	120x20x20 cm
Total weight:	8,5 kg

330 WM 21 Table Model

Product code:	WM 21
Capacity:	21 plates
Maximum plate size:	38 cm
Total height:	166 cm
Frame:	100% stainless steel
Dimensions:	166x13x13 cm
Total weight:	4,9 kg



340 WM 18 Wall Model

Product code:	WM 18
Capacity:	18 plates
Maximum plate size:	38 cm
Total height:	145 cm
Frame:	100% stainless steel
Dimensions:	145x13x13 cm
Total weight:	4 kg

350 WM 12 Wall Model

Product code:	WM 12
Capacity:	12 plates
Maximum plate size:	38 cm
Total height:	103 cm
Frame:	100% stainless steel
Dimensions:	103x13x13 cm
Totaal gewicht:	1,9 kg



360 WM 9 Wall Model

Product code:	WM 9
Capacity:	9 plates
Maximum plate size:	38 cm
Total height:	82 cm
Frame:	100% stainless steel
Dimensions:	82x13x13 cm
Total weight:	1,5 kg

370 WM 6 Wall Model

Product code:	WM 6
Capacity:	6 plates
Maximum plate size:	38 cm
Total height:	62 cm
Frame:	100% stainless steel
Dimensions:	62x13x13 cm
Total weight:	1 kg